

NONLINEAR ANALYSIS OF AN ELECTROENCEPHALOGRAM (EEG) DURING EPILEPTIC SEIZURE

LALAJA VARGHESE, V. P. N. NAMPOORI* and R. PRATAP

Department of Physics, Cochin University of Science and Technology, Cochin 682 022, India.

ABSTRACT

A mathematical analysis of an electroencephalogram of a human brain during an epileptic seizure shows that the K_2 entropy decreases as compared to a clinically normal brain while the dimension of the attractor does not show significant deviation.

INTRODUCTION

RECENT progress in nonlinear dynamics has provided new methods for the investigation of multivariable complex systems for the analysis of experimental data obtained as a one-dimensional time series. Their chief merit is to discriminate between random and deterministic nature of dynamical systems by evaluating parameters such as dimensional entropy, Lyapunov exponents etc. These quantities also provide a means of following the system as it evolves from one kind of behaviour to another. In addition, the dimensions defined from the attractor provide estimates of the number of independent variables that may ultimately be needed to model the attractor.

Recently Abraham *et al*¹ developed a method of analysis for calculating dimensions of attractors from small data sets and this has been applied recently to analyse instabilities in multimode laser oscillation and hydrodynamic turbulence. We propose to use this method of analysis to the study of an electroencephalogram (EEG) of human brain. It is known that brain is one of the complex systems encountered in nature consisting of about 10^{10} neurons. The EEG taken from eight points on the scalp (agreed upon internationally) reflects the resultant of elemental sustained neuronal activity of a relatively low frequency (0.5–40 Hz). Rapp *et al*² observed chaotic behaviour of an isolated neuron of a mammalian (Squirrel monkey) central nervous system. The existence of chaos in a single neuron as well as a randomly connected network of 26 neurons was also shown by Kurten and Clark³. An EEG however will give a collective effect of a large number of nonlinearly interacting neurons and hence would manifest in an entirely new manner as compared to the dynamics of a single neuron. To

understand this collective mode, we recently analysed an EEG of a normal brain as a time series and found that the dynamics has a deterministic component⁴. We established the existence of an attractor with dimensionality 4.5 and the Kolmogorov entropy was found to be 72. In the present paper, we extend this study to the EEG of a human brain during an epileptic seizure.

METHOD OF ANALYSIS

In the following section, we describe the salient features of the estimation of correlation dimension D_2 and second order Kolmogorov entropy K_2 from an observed time series. Time series is digitized with time interval τ and is written as

$$X_0(t) = \{X_0(t_1), X_0(t_2), \dots, X_0(t_N)\}, \quad (1)$$

so that $t_{i+1} - t_i = \tau$ and from this we construct d additional data sets

$$\{X_0(t_1 + d\tau), X_0(t_2 + d\tau), \dots, X_0(t_N + d\tau)\}, \quad (2)$$

where $d = 1, 2, 3, \dots$ we can now define N vectors \vec{X}_i in a d dimensional space as

$$\vec{X}_i = \{X_0(t_i + \tau), \dots, X_0(t_i + d\tau)\}. \quad (3)$$

The correlation is now defined as

$$C(r) = L t_{N-d} N^{-2} \sum_{i=1}^N \Theta(r |\vec{X}_i - \vec{X}_j|), \quad (4)$$

where $\Theta(x)$ is the Heaviside function $C(r)$ counts the number of pairs of points with distance $|\vec{X}_i - \vec{X}_j|$ (which is the Euclidean norm) less than r . It is known that for small values of r , $C(r) \sim r^D$, where D is the correlation dimension of the attractor.

Dimension of the attractor

Figure 1 gives the plot of $\log C(r)$ against $\log(r)$ for various values of d and as one can see they all

*For correspondence.

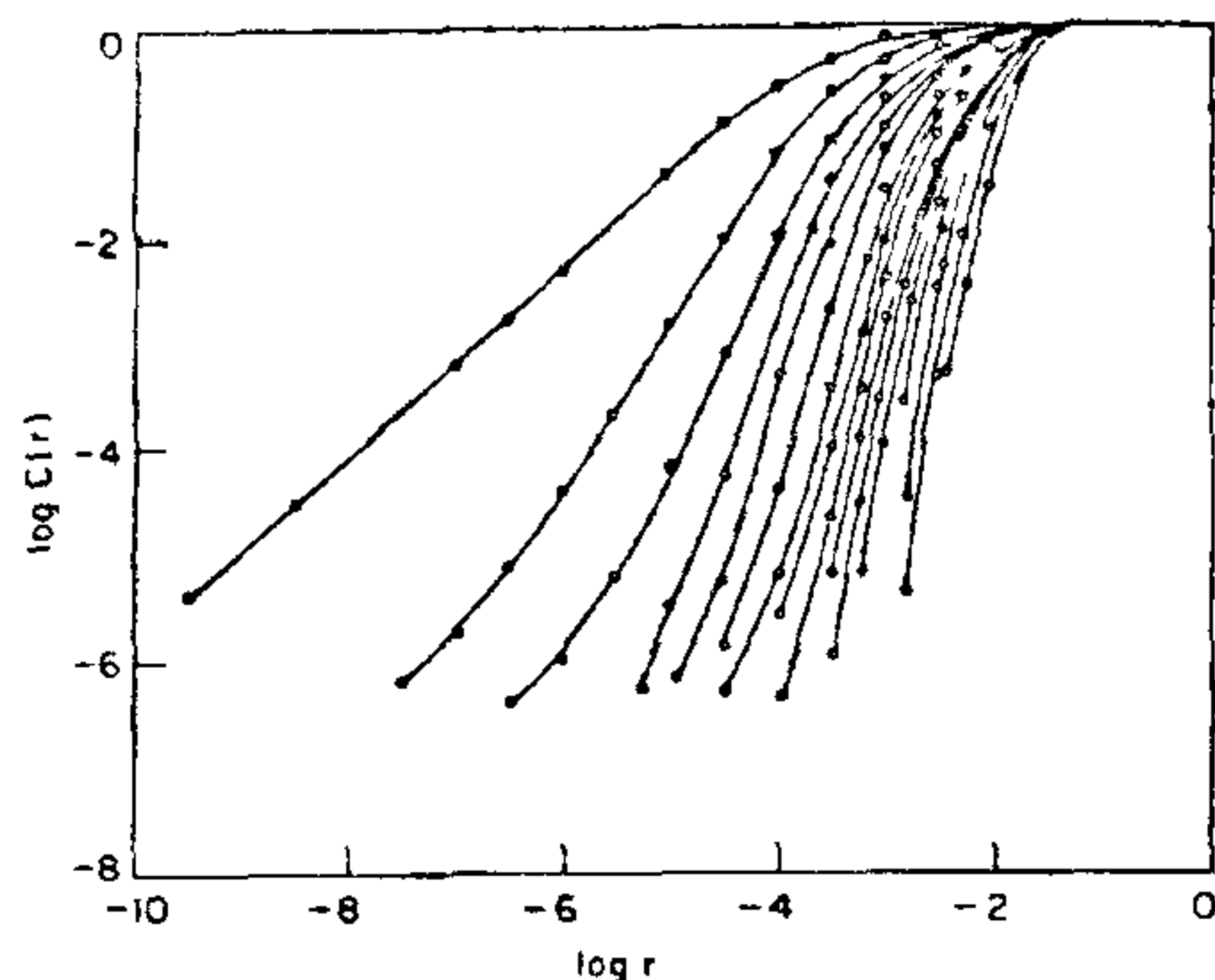


Figure 1. A plot of $\log [C(r)]$ against $\log [r]$ for various d . As d increases, the lower part of the curves become more and more parallel to each other. The curves saturate at the top.

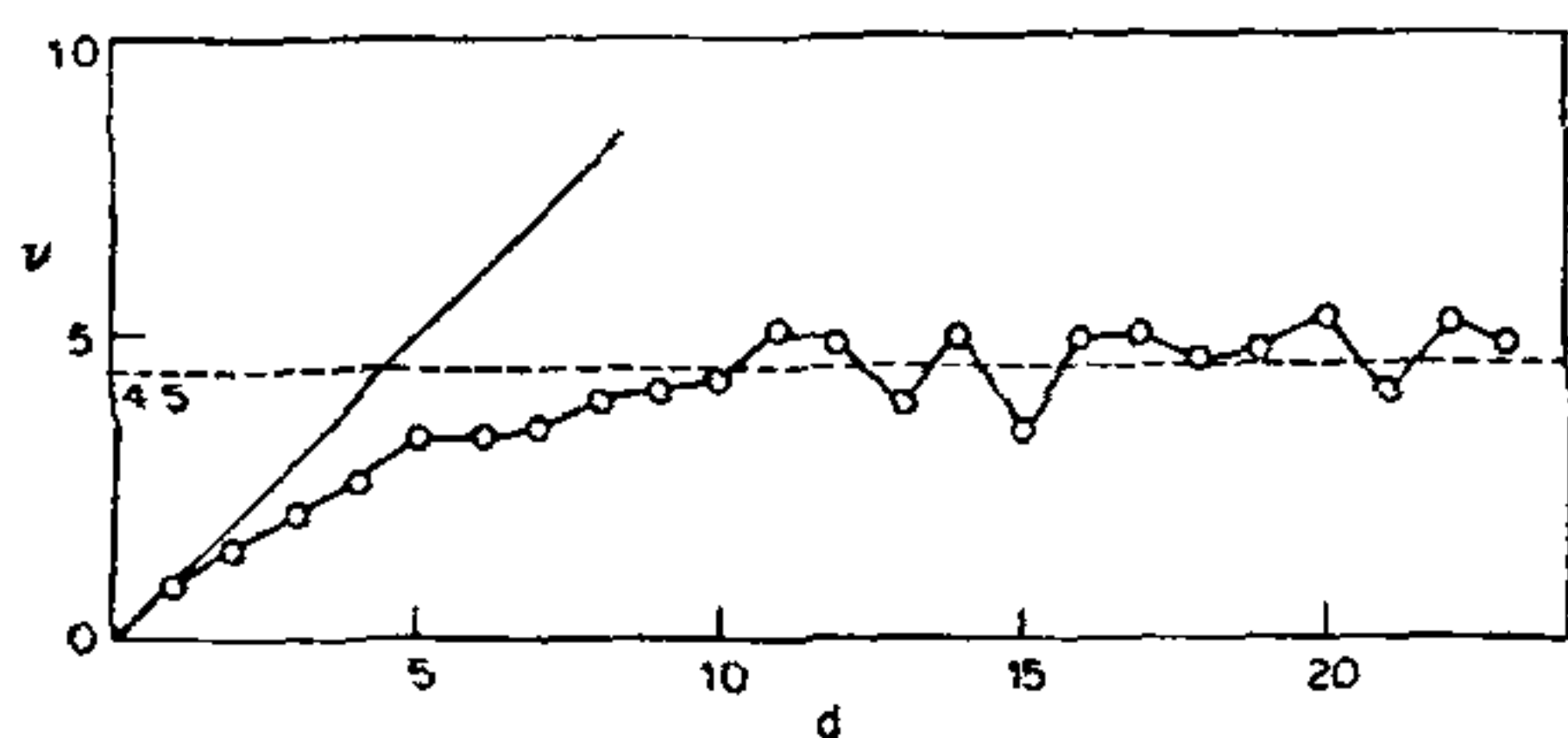


Figure 2. Slope of the linear part of the curves in figure 1 is plotted against the dimension d . The curve saturates as d increases. The saturation value of the slope is called D_2 , the second order dimension of the attractor.

saturate. The slopes ν of the linear part of the curves are plotted against respective dimension d and is given in figure 2. For a completely random dynamics, this plot will be a straight line with slope unity. However, in the case of an EEG data, the curve saturates for large values of the dimension d and the saturation value of the slope D_2 (4.5 in the present case), is called the second order dimension of the attractor. Moreover, this saturation behaviour proves the existence of deterministic component of the EEG. The noninteger value of the attractor dimension D_2 establishes the existence of deterministic chaos in neural dynamics.

Second order Kolmogorov entropy

Another quantity of great significance is the second order Kolmogorov entropy which is defined in terms of the correlation function as

$$K_2 = \lim_{r \rightarrow 0, d \rightarrow \infty} \frac{1}{\tau} \log [C_d(r)/C_{d+1}(r)], \quad (5)$$

where τ corresponds to temporal resolution of measurements. $K_2 = 0$ implies an ordered system while $K_2 = \infty$ corresponds to totally stochastic situation. Thus $K_2 > 0$ is a sufficient condition for deterministic chaos. Experimentally K_2 is obtained as the limiting value in the plot of

$$\frac{1}{\tau} \log [C_d(r)/C_{d+1}(r)]$$

against d . Figure 3 gives such a plot and K_2 goes over to a value 6 asymptotically for large values of d .

CONCLUSIONS

The results presented were obtained by analysing the EEG of a person during an epileptic seizure which is classified as a Grand Mal and the EEG is of the frontal right side. It was found that the attractor dimension is not sensitive for epileptic seizure while

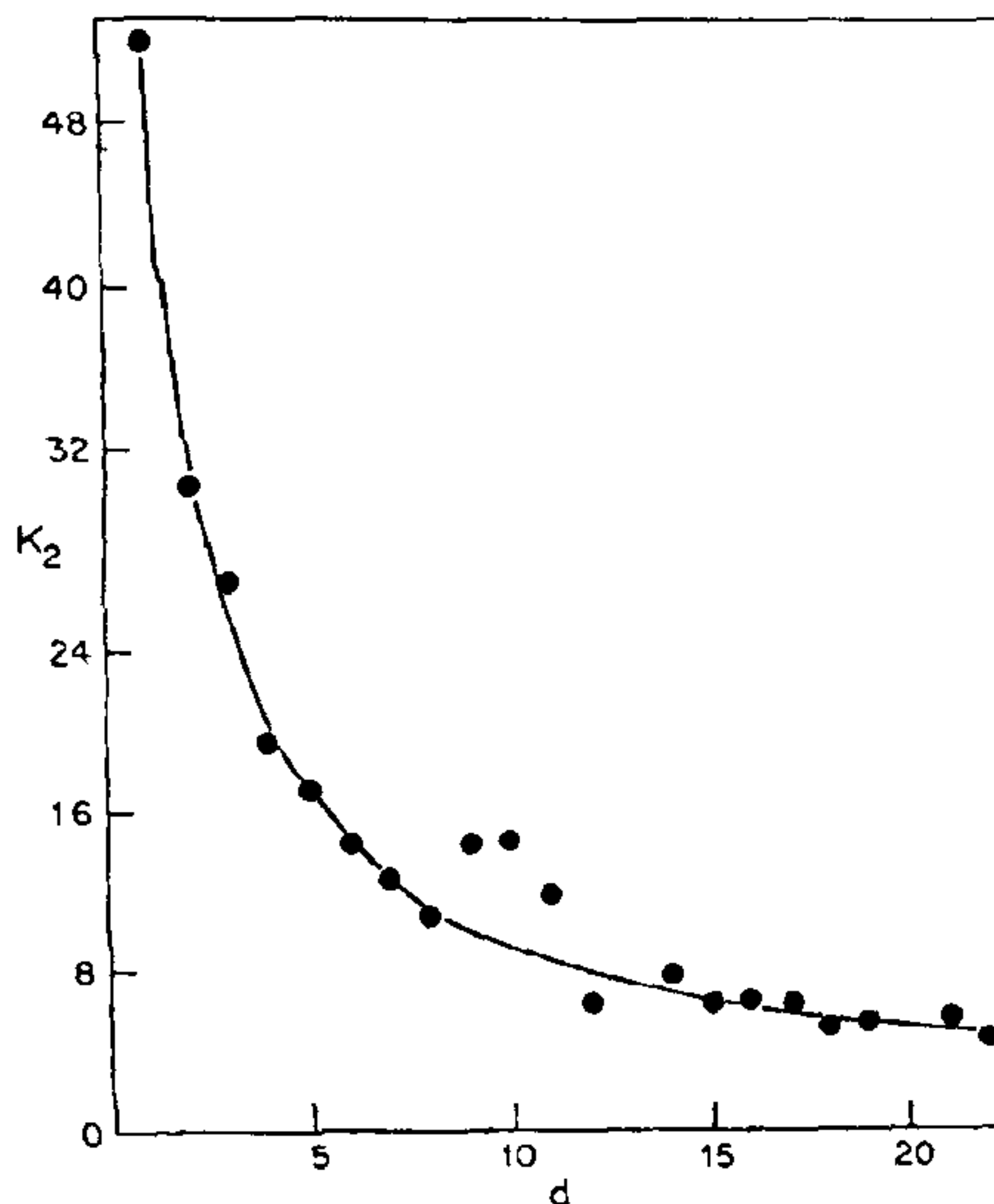


Figure 3. The second order Kolmogorov entropy is given as a function of d . This again saturates as d increases. The saturation value is 6.

K_2 is reduced drastically from 72 in the case of normal brain to 6 in the case of epileptic one. The present results are at variance with those obtained by Babloyantz *et al*⁵ in which they have analysed a Petit Mal case and obtained a dimension of 2.05 ± 0.09 . However, they have not calculated the value of K_2 and have gone only up to $d = 7$. Dvorak and Siska⁶ obtained the dimension to fluctuate between 3.8 and 5.4 as they have considered the trace from Oxypetal with two different values of the number of data points N (1000 and 12000). It is now realized that our results agree with the above with lesser data points as claimed by Abraham *et al*¹. The simultaneous records from the 8 channels of EEG of the same patient would enable one to obtain more informations about the dynamics. Furthermore, K_2 seems to be a more reliable parameter to look into, since it is critically dependent on time scales. This work is in progress.

ACKNOWLEDGEMENT

Two of the authors (LV) and (RP) thank DST, New Delhi for financial assistance. They also thank

Prof. M. S. Valiathan and Dr Mohan of Sri Chitra Medical Centre, Trivandrum for providing the EEGS and for useful discussions.

1 June 1987; Revised 24 June 1987

1. Abraham, N. B., *et al.*, *Phys. Lett.*, 1986, **A114**, 217.
2. Rapp, P. E., Zimmerman, I. D., Albano, A. M., De Guzman, G. C. and Greenbaum, N. N., *Phys. Lett.*, 1985, **A110**, 335.
3. Kurten, K. E. and Clark, J. W., *Phys. Lett.*, 1986, **A114**, 413.
4. Lalaja Varghese, Nampoori, V. P. N. and Pratap, R., *J. Neurosci.*, 1987 (Communicated).
5. Babloyantz, A. and Dexlexhe, A., *Proc. Natl. Acad. Sci. (USA)*, 1986, **83**, 3513.
6. Dvorak, I. and Siska, J., *Phys. Lett.*, 1986, **A118**, 63.

ANNOUNCEMENTS

WORLD ENVIRONMENT CENTER, NEW YORK, INVITES NOMINATIONS FOR THE 1988 GOLD MEDAL

Nominations for 'the 1988 Gold Medal for International Corporate Environmental Achievement' are now being accepted by the World Environment Center.

Established in 1984, this prestigious award is presented annually to a multinational corporation for unusual achievement in environmental management worldwide.

Nominations for the award are invited from environmental organizations, government agencies, trade associations, companies, international organizations, academic and scientific societies and from individuals.

Further information and nomination forms can be obtained from the World Environment Center, 419 Park Avenue South, New York, N.Y. 10016, U.S.A.

TRAINING COURSE IN ETHNOBOTANY

The Society of Ethnobotanists is organizing the Second Training Course in Ethnobotany, from 10 to 18 March 1988 at Lucknow.

Details can be obtained from Dr S. K. Jain, FNA (Course Director), c/o National Botanical Research Institute, Lucknow 226 001.
